



Devonport City Council 2002 election report

Table of contents

- Local Government Elections in Tasmania
- Report on the 2002 Devonport City Council Election
- List of Councillors (Aldermen) following the 2002 elections
- Councillor (Aldermen) results
- Mayor and Deputy Mayor results

Local Government Elections in Tasmania

Every second (even) year elections are held in all 29 councils for the positions of mayor and deputy mayor and half the councillor positions. Where required, by-elections are held concurrently for vacancies that have occurred since the last elections.

The Tasmanian Electoral Office (TEO) supervises the conduct of elections in accordance with the *Local Government Act 1993*. Elections by postal ballot have been held in 1994, 1996, 1999 (deferred from 1998), 2000 and 2002, with the next elections due in October 2004.

Since 2000 mayors and deputy mayors are elected directly by the electors in each municipal area.

Candidate information booklets and complete election results for the state are available from the TEO and are posted on the TEO website www.electoral.tas.gov.au.

2002 Election timetable

Notice of election published	Saturday 14 September
Electoral rolls closed	6 pm Thursday 19 September
Nomination period	23 September— 12 noon on 2 October
Nominations closed	12 noon Wednesday 2 October
Nominations announced & draw for ballot paper positions	12 noon Thursday 3 October
Ballot material delivered to electors	15–18 October
Polling period	15–29 October
Close of poll	10 am Tuesday 29 October

Casual vacancies

Casual vacancies are filled by recount where possible, unless the vacancy occurs within 6 months of a forthcoming election. Only unelected candidates from the relevant election may contest a recount. A candidate elected at a recount serves until the next council election. If a recount is not possible, a by-election is held—with the candidate elected to serve for the remainder of the term of office of the original councillor.

Elector polls

A council may hold an elector poll on any issue it determines. It may also be required to hold an elector poll following petitions from electors in accordance with Part 6 of the Act. A council is not bound by the result of an elector poll.

Electoral system

Voting in Tasmanian local government elections is not compulsory.

Elections for councillor positions are conducted using a system modelled on the Hare-Clark method of proportional representation used in Tasmanian House of Assembly elections.

Mayoral and deputy mayoral elections use a preferential system similar to that used for Tasmanian Legislative Council and Federal House of Representatives elections.

Report on the 2002 Devonport City Council Election

Elections were held for the positions of Mayor and Deputy Mayor for 2 year terms and 6 Councillors (Aldermen) for 4 year terms.

17 752 Devonport City electors were enrolled for the 2002 elections, comprising 17 471 (98.42%) from the State House of Assembly roll and 281 (1.58%) from the General Manager's roll.

57.67% of Devonport City electors returned their ballot papers in comparison with 57.48% statewide.

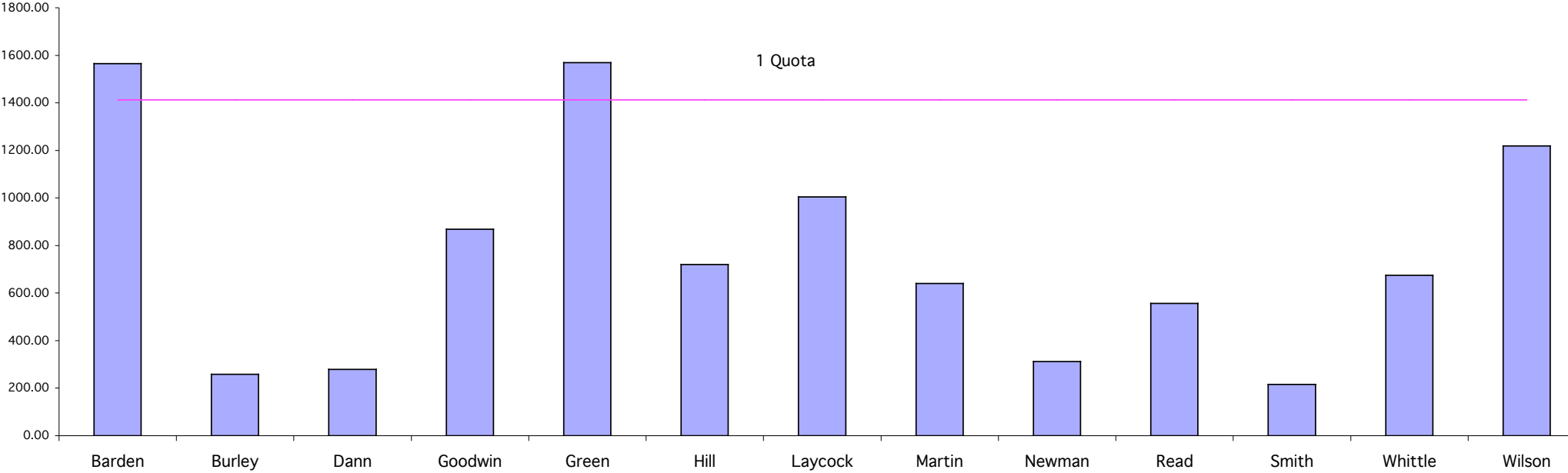
Candidates at the 2002 elections

Mayor		Councillors (Aldermen)	
COLE, Brian (Snapper)	Devonport	★ BARDEN, Rodney (Jake)*	Devonport
GOODWIN, Grant Francis	East Devonport	BURLEY, Keith A	Quoiba
★ HOLLISTER, Peter Graham	Shearwater	DANN, Lois Ann	Devonport
MILBURN, Graeme Charles	Devonport	★ GOODWIN, Grant Francis*	East Devonport
		★ GREEN, Robyn	Devonport
		★ HILL, Maurice	Devonport
		★ LAYCOCK, Lynn	Devonport
		MARTIN, Margaret	Devonport
		NEWMAN, John	Devonport
		READ, Tony	Devonport
		SMITH, Colvin J	Devonport
		WHITTLE, Kerry*	East Devonport
		★ WILSON, Bill	Devonport
Deputy Mayor			
BERWICK, Kerry Clive	Devonport		
GILL, Marie	East Devonport		
★ MATTHEWS, Jeff	Spreyton		
WHITTLE, Kerry	East Devonport		
WILSON, Bill	Devonport		
★ denotes elected candidate			
* denotes seeking re-election			

Devonport City Councillors following the 2002 elections

Mayor	12 Councillors (Aldermen)	
<i>term ends 2004</i>	<i>term ends 2006</i>	<i>term ends 2004</i>
HOLLISTER Peter Graham	GREEN Robyn	HOLLISTER Peter
	BARDEN Rodney (Jake)	BERWICK Kerry
Deputy Mayor	WILSON Bill	MILBURN Graeme
<i>Term ends 2004</i>	LAYCOCK Lynn	MATTHEWS Jeff
MATTHEWS Jeff	HILL Maurice	COLE Brian (Snapper)
	GOODWIN Grant Francis	GILL Marie Patricia

Devonport City Councillor 2002 First Preferences



Devonport City Council

Polling closed at 10am 29 October 2002

Number to be elected: 6

Returning Officer: Mr David Sales

Electors enrolled: 17752

Declarations returned: 10238

Response: 57.67%

Declarations rejected: 179

Declarations admitted: 10059

Rejection rate: 1.78%

Ballot paper adjustment: 2

Total ballot papers: 10057

Formal Votes: 9880

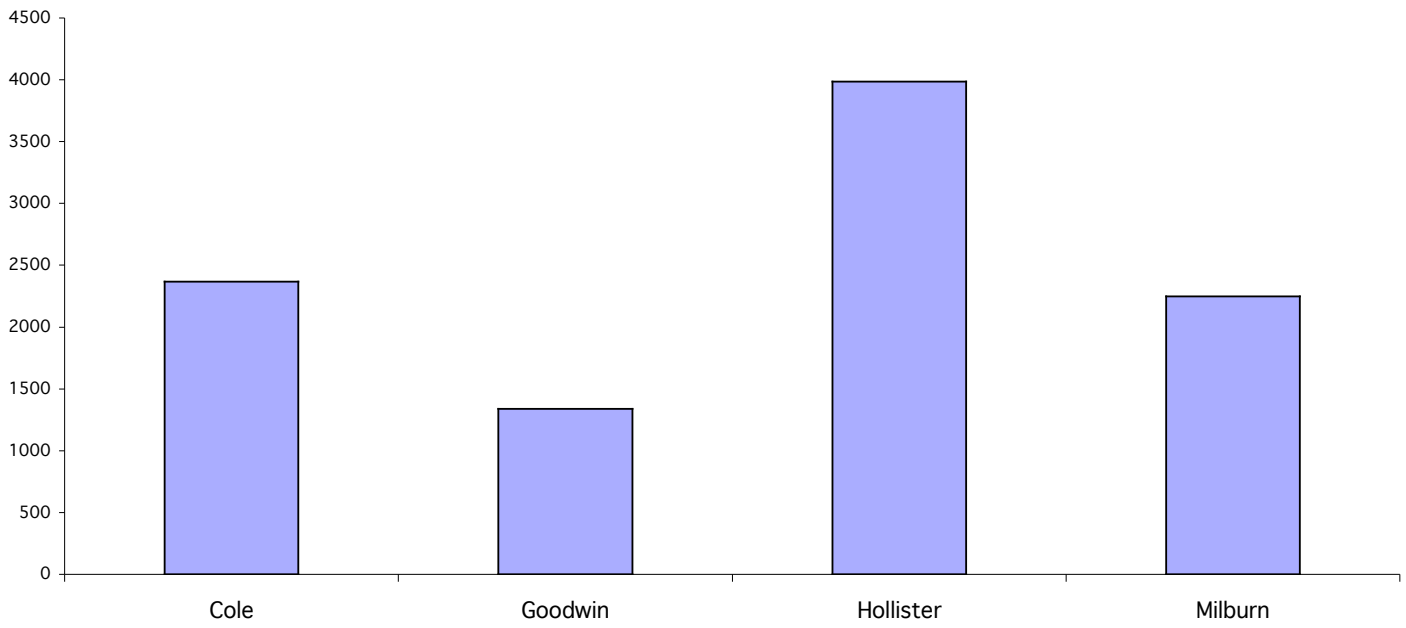
Informal ballot papers: 177

Informality rate: 1.76%

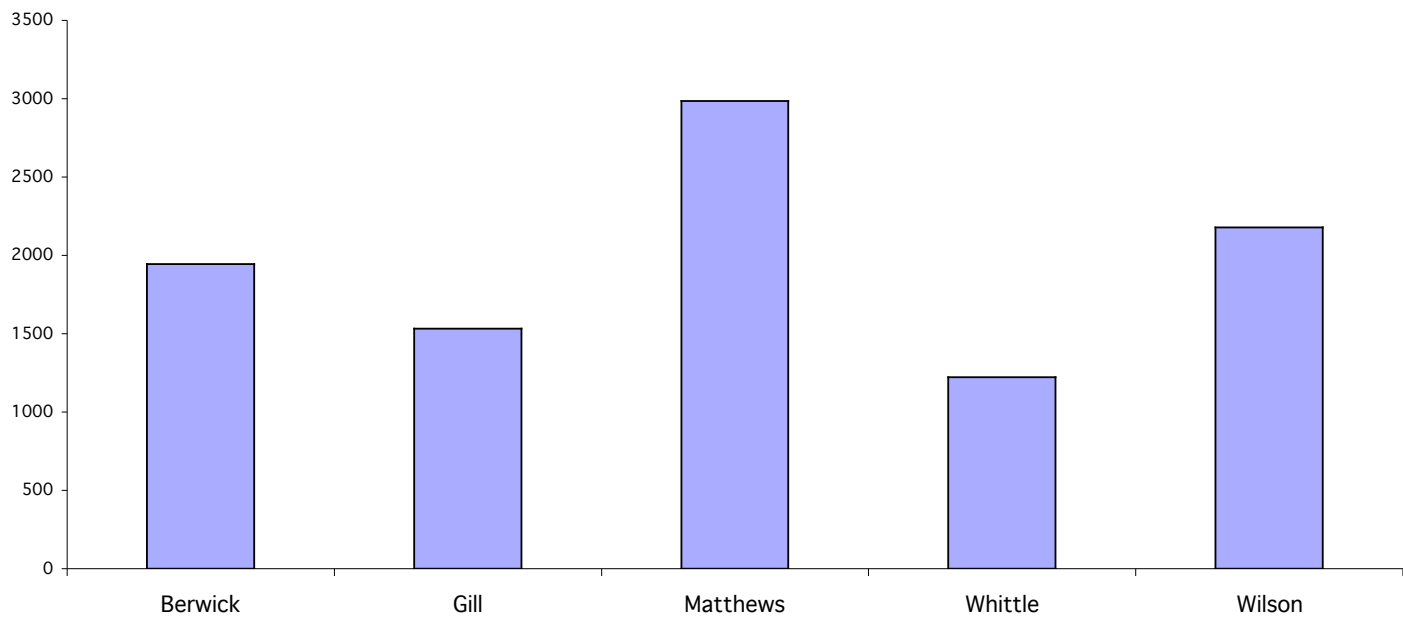
Quota= 1412

		Candidates												Exhausted	Loss (Gain) by fraction	Total Votes	Remarks	
		Barden	Burley	Dann	Goodwin	Green	Hill	Laycock	Martin	Newman	Read	Smith	Whittle	Wilson				
Count 1 to 2	Total	1565.00	258.00	279.00	868.00	1569.00	720.00	1004.00	640.00	312.00	556.00	216.00	674.00	1219.00	0.00	0.00	9880.00	Green elected 1, Barden elected 2
	Votes Transferred		4.70	11.50	8.80	-157.00	21.31	39.92	19.01	3.90	21.91	2.60	8.70	14.60	0.00	0.05	0.00	Green's surplus distributed
Count 3	Progress totals	1565.00	262.70	290.50	876.80	1412.00	741.31	1043.92	659.01	315.90	577.91	218.60	682.70	1233.60	0.00	0.05	9880.00	
	Votes Transferred	-153.00	10.65	7.03	21.89		11.73	16.91	7.82	8.30	13.49	8.60	24.14	22.38	0.00	0.06	0.00	Barden's surplus distributed
Count 4	Progress totals	1412.00	273.35	297.53	898.69	1412.00	753.04	1060.83	666.83	324.20	591.40	227.20	706.84	1255.98	0.00	0.11	9880.00	
	Votes Transferred		23.00	5.00	26.00		14.00	12.00	15.00	21.00	19.00	-216.00	55.00	26.00	0.00	0.00	0.00	Smith excluded
Count 5 to 7	Progress totals	1412.00	297.52	303.31	925.27	1412.00	767.92	1074.40	682.81	346.27	611.58	0.00	764.09	1282.67	0.00	0.16	9880.00	
	Votes Transferred		-281.00	27.00	48.00		18.00	34.00	19.00	21.00	27.00		43.00	44.00	0.00	0.00	0.00	Burley excluded
Count 8 to 10	Progress totals	1412.00	0.00	330.99	974.63	1412.00	788.48	1110.67	702.78	369.34	640.35		809.73	1328.83	0.00	0.20	9880.00	
	Votes Transferred			-311.00	22.00		44.00	78.00	50.00	25.00	35.00		33.00	24.00	0.00	0.00	0.00	Dann excluded
Count 11 to 13	Progress totals	1412.00		0.00	998.20	1412.00	833.27	1195.03	757.42	395.52	678.02		844.20	1354.12	0.00	0.22	9880.00	
	Votes Transferred				55.00		42.00	59.00	43.00	-379.00	48.00		95.00	37.00	0.00	0.00	0.00	Newman excluded
Count 14 to 16	Progress totals	1412.00			1055.76	1412.00	877.33	1256.50	802.88	0.00	728.97		941.84	1392.49	0.00	0.23	9880.00	
	Votes Transferred				96.00		142.00	135.00	73.00		-685.00		115.00	122.00	2.00	0.00	0.00	Read partially excluded
Count 17	Progress totals	1412.00			1151.76	1412.00	1019.33	1391.50	875.88		43.97		1056.84	1514.49	2.00	0.23	9880.00	Wilson elected 3
	Votes Transferred				3.50		7.70	7.40	3.50		-25.61		3.00		0.50	0.01	0.00	
Count 18 to 19	Progress totals	1412.00			1159.46	1412.00	1030.54	1401.53	882.80		0.00		1064.04	1514.49	2.89	0.25	9880.00	Read fully excluded
	Votes Transferred				14.28		34.44	14.28	16.80				17.64	-102.49	5.04	0.01	0.00	Wilson's surplus distributed
Count 20	Progress totals	1412.00			1173.74	1412.00	1064.98	1415.81	899.60				1081.68	1412.00	7.93	0.26	9880.00	Laycock elected 4
	Votes Transferred				1.12		0.22	-3.81	0.67				0.22		1.56	0.02	0.00	Laycock's surplus distributed
Count 22 to 26	Progress totals	1412.00			1400.25	1412.00	1401.02	1412.00	0.00				1367.71	1412.00	62.72	0.30	9880.00	Goodwin elected 5, Hill elected 6

Devonport City Mayor 2002 First Preferences



Devonport City Deputy Mayor 2002 First Preferences



Devonport City Council

Polling closed at 10am 29th October 2002

Returning Officer: Mr David Sales

Declarations admitted: 10059

Ballot paper adjustment: 2

Total ballot papers: 10057

Formal votes: 9942

Informal ballot papers: 115

Informality rate: 1.14%

Mayor

		Candidates				Exhausted Votes	Total Votes	Absolute Majority	Remarks
		Cole	Goodwin	Hollister	Milburn				
Count 1	Total	2369	1338	3987	2248	0	9942	4972	Goodwin excluded
Count 2	Votes transferred	362	-1338	382	359	235			Goodwin's votes distributed
	Progress totals	2731	0	4369	2607	235	9942	4854	Goodwin fully excluded, Milburn excluded
Count 3	Votes transferred	741		1110	-2248	397			Milburn's votes distributed
	Progress totals	3472		5479	359	632	9942	4656	Hollister elected 1 , Milburn partially excluded

Devonport City Council

Polling closed at 10am 29th October 2002

Returning Officer: Mr David Sales

Declarations admitted: 10059

Ballot paper adjustment: 2

Total ballot papers: 10057

Formal votes: 9861

Informal ballot papers: 196

Informality rate: 1.95%

Deputy Mayor

		Candidates					Exhausted Votes	Total Votes	Absolute Majority	Remarks
		Berwick	Gill	Matthews	Whittle	Wilson				
Count 1	Total	1945	1531	2986	1221	2178	0	9861	4931	Whittle excluded
Count 2	Votes transferred	260	296	270	-1221	170	225			Whittle's votes distributed
	Progress totals	2205	1827	3256	0	2348	225	9861	4819	Whittle fully excluded, Gill excluded
Count 3	Votes transferred	412	-1531	523		316	280			Gill's votes distributed
	Progress totals	2617	296	3779		2664	505	9861	4679	Gill partially excluded
Count 4	Votes transferred	92	-296	121		73	10			Gill's votes distributed
	Progress totals	2709	0	3900		2737	515	9861	4674	Gill fully excluded, Berwick excluded
Count 5	Votes transferred	-1945		913		658	374			Berwick's votes distributed
	Progress totals	764		4813		3395	889	9861	4487	Berwick partially excluded
Count 6	Votes transferred	-260		161		92	7			Berwick's votes distributed
	Progress totals	504		4974		3487	896	9861	4483	Matthews elected 1 , Berwick partially excluded